


# Report for Feedback Survey\_CCT Sustainable Strategy Cohort Training - Mark Light 5.18.17



## Response Counts





## 1. I am a:

Value	Percent	Responses
Executive Staff	71.4%	5
Program Staff	14.3%	1
Board Member	14.3%	1
		Total: 7



## 2. How did you learn about this training?

Value		Percent	Responses
Email/Newsletter		57.1%	4
Other (please specify):		42.9%	3
			<b>Total: 7</b>



### 3. a. The training met my expectations.

Value		Percent	Responses
5		71.4%	5
4		28.6%	2
			<b>Total: 7</b>



### 4. 2b. I know more about this topic now than I did before the training.

Value		Percent	Responses
5		71.4%	5
4		28.6%	2
			<b>Total: 7</b>




5. 2c. I will be able to apply the knowledge learned.

Value		Percent	Responses
5		85.7%	6
4		14.3%	1
			<b>Total: 7</b>



6. 2d. The training objectives for each topic were identified and followed.

Value		Percent	Responses
5		57.1%	4
4		42.9%	3
			<b>Total: 7</b>



7. 2e. The content was organized and easy to follow.

Value		Percent	Responses
4		57.1%	4
5		28.6%	2
3		14.3%	1
			<b>Total: 7</b>



8. 2f. The materials distributed were pertinent and useful.

Value		Percent	Responses
5		57.1%	4
4		42.9%	3
			<b>Total: 7</b>



9. 2g. The trainer was knowledgeable.

Value		Percent	Responses
5		85.7%	6
4		14.3%	1
			<b>Total: 7</b>



10. 2h. The quality of instruction was good.

Value		Percent	Responses
5		85.7%	6
4		14.3%	1
			<b>Total: 7</b>



11. 2i. The trainer met the training objectives.

Value		Percent	Responses
5		85.7%	6
4		14.3%	1
			<b>Total: 7</b>




12. 2j. Class participation and interaction were encouraged.

Value		Percent	Responses
5		71.4%	5
4		28.6%	2
			<b>Total: 7</b>

13. 2k. The trainer fostered an atmosphere of mutual respect and cultural sensitivity.

Value		Percent	Responses
5		85.7%	6
4		14.3%	1
			<b>Total: 7</b>

14. 2L. Adequate time was provided for questions and discussion.

Value		Percent	Responses
5		57.1%	4
4		28.6%	2
2		14.3%	1
			<b>Total: 7</b>

15. Please indicate your overall satisfaction with the content of this training:

Value		Percent	Responses
Excellent (5)		85.7%	6
Good (4)		14.3%	1
			<b>Total: 7</b>

16. What did you like most about the training?



17. What aspects of the training could be improved?

# spread training homework or time

18. Other comments?

opportunities  
relevant funders  
offer crammed panel  
therefor clear 3 format  
learn feedback role  
or grow series  
sessions workshop

19. What suggestions or ideas do you have for future trainings



fromThe Learning Center?

planning  
prezi elevator templates  
minute 5 2 impact  
strategic covers other  
pitch